

Oracle Banking Digital Experience

**OBP Base Setup and Configuration
Guide
Release 18.3.0.0.0**

Part No. F12056-01

December 2018

ORACLE®

OBP Base Setup and Configuration Guide

December 2018

Oracle Financial Services Software Limited

Oracle Park

Off Western Express Highway

Goregaon (East)

Mumbai, Maharashtra 400 063

India

Worldwide Inquiries:

Phone: +91 22 6718 3000

Fax: +91 22 6718 3001

www.oracle.com/financialservices/

Copyright © 2018, Oracle and/or its affiliates. All rights reserved.

Oracle and Java are registered trademarks of Oracle and/or its affiliates. Other names may be trademarks of their respective owners.

U.S. GOVERNMENT END USERS: Oracle programs, including any operating system, integrated software, any programs installed on the hardware, and/or documentation, delivered to U.S. Government end users are "commercial computer software" pursuant to the applicable Federal Acquisition Regulation and agency-specific supplemental regulations. As such, use, duplication, disclosure, modification, and adaptation of the programs, including any operating system, integrated software, any programs installed on the hardware, and/or documentation, shall be subject to license terms and license restrictions applicable to the programs. No other rights are granted to the U.S. Government.

This software or hardware is developed for general use in a variety of information management applications. It is not developed or intended for use in any inherently dangerous applications, including applications that may create a risk of personal injury. If you use this software or hardware in dangerous applications, then you shall be responsible to take all appropriate failsafe, backup, redundancy, and other measures to ensure its safe use. Oracle Corporation and its affiliates disclaim any liability for any damages caused by use of this software or hardware in dangerous applications.

This software and related documentation are provided under a license agreement containing restrictions on use and disclosure and are protected by intellectual property laws. Except as expressly permitted in your license agreement or allowed by law, you may not use, copy, reproduce, translate, broadcast, modify, license, transmit, distribute, exhibit, perform, publish or display any part, in any form, or by any means. Reverse engineering, disassembly, or decompilation of this software, unless required by law for interoperability, is prohibited.

The information contained herein is subject to change without notice and is not warranted to be error-free. If you find any errors, please report them to us in writing.

This software or hardware and documentation may provide access to or information on content, products and services from third parties. Oracle Corporation and its affiliates are not responsible for and expressly disclaim all warranties of any kind with respect to third-party content, products, and services. Oracle Corporation and its affiliates will not be responsible for any loss, costs, or damages incurred due to your access to or use of third-party content, products, or services.

Table of Contents

1. Preface	4
1.1 Intended Audience	4
1.2 Documentation Accessibility	4
1.3 Access to OFSS Support	4
1.4 Structure.....	4
1.5 Related Information Sources.....	4
2. Introduction	5
3. Database Tables and Alert Configuration	6
4. Configurations	7
4.1 OBP Application Configurations.....	12
4.1.1 Funding table template maintenance.....	12
4.1.2 Application level fees	12
4.1.3 Financial template maintenance	12
4.2 OUD configuration in OBP:	13
5. Product configuration	21
6. Credential mapping for anonymous access	22
7. DB Authenticator Configuration	23

1. Preface

1.1 Intended Audience

This document is intended for the following audience:

- Customers
- Partners

1.2 Documentation Accessibility

For information about Oracle's commitment to accessibility, visit the Oracle Accessibility Program website at <http://www.oracle.com/pls/topic/lookup?ctx=acc&id=docacc>.

1.3 Access to OFSS Support

Oracle customers have access to electronic support through My Oracle Support. For information, visit

<http://www.oracle.com/pls/topic/lookup?ctx=acc&id=info> or visit <http://www.oracle.com/pls/topic/lookup?ctx=acc&id=trs> if you are hearing impaired.

1.4 Structure

This manual is organized into the following categories:

Preface gives information on the intended audience. It also describes the overall structure of the User Manual.

The subsequent chapters describes following details:

- Introduction
- Preferences & Database
- Configuration / Installation.

1.5 Related Information Sources

For more information on Oracle Banking Digital Experience Release 18.3.0.0.0, refer to the following documents:

- User Manual Oracle Banking Digital Experience Installation Guide

2. Introduction

This document is intended for setting up OBDX 18.3.0.0.0 with OBP 2.6.2.0.0 Base release.

[Home](#)

3. Database Tables and Alert Configuration

Please complete day one maintenance from admin screen. Please refer 'User Manual Oracle Banking Digital Experience System Configuration.docx' document for day one maintenance.

[Home](#)

4. Configurations

- DIGX_FW_CONFIG_ALL_B

Category Id	Property Id	Description
OriginationUserRole	USER_ROLE_CUSTOMER	Default roles for Origination user creation. The prop_id does not matter. All roles for category_id 'OriginationUserRole' would be assigned to the created user.
OriginationAlertConfig	BANK_NAME	Property value is used in Originations related Alerts. Prop_Value in Base : 'EMERALD ME BANK'
OriginationConfig	ORG_DOB_AGE_LIMIT_CHECK	Whether DOB check is local or to be done remotely. Possible values are LOCAL or REMOTE.
OriginationConfig	ORG_DOB_AGE_LIMIT	DOB Age Limit Value. In case the above property value is LOCAL, the age limit (as number of years) in number is to be specified for this property.
OriginationConfig	FUNDING_OPTIONS_FOR_EXISTING	Funding Options for Existing Party. Values mentioned here should be values from 'com.ofss.obp2502.enumeration.settlement.SettlementModeType'. Only these funding modes will be available in OBDX.
OriginationConfig	FUNDING_OPTIONS_FOR_NON_EXISTING	Funding Options for Non-Existing Party. Values mentioned here should be values from 'com.ofss.obp2502.enumeration.settlement.SettlementModeType'. Only these funding modes will be available in OBDX.
OriginationConfig	CARD	Two types of categories of Cards. If settlement mode 'FUNDING_OPTIONS_FOR_NON_EXISTING' contains 'CARD', then what cards should be allowed should be mentioned here. Possible 'CARD_CREDIT,CARD_DEBIT' (comma separated)
Category Id	Property Id	Description

OriginationConfig	USERNAME_TYPE	Username type while registering the prospect. Possible values EMAIL/OTHERS
OriginationConfig	LIST_CANCELLATION_DAYS	Submission Cancellation List Range. This value will be used in Report Generation for Cancelled Applications. This property indicates the number of days for which the cancellation report will be generated.
OriginationConfig	ORIG_PI_EMAIL_VERIFICATION_REQUIRED	If Email Verification via OTP is required.

Apart from these mandatory changes, there are few non-mandatory configurations for 'OriginationConfig' category id in DIGX_FW_CONFIG_ALL_B to change system behavior which are:

Property Id	Description	Default value
CONTACT_INFO	This property allows admin to enable or disable de-dupe check for contact information. Possible values can be 'true' or 'false'.	false
CONTENT_UPLOAD_ALLOWED_TYPE_LIST	This property contains allowed file types and MIME type (comma separated) which can be uploaded by user at various stage of Origination process.	.txt,.png,.xlsx,.doc,.pdf,.jpeg,.jpg
CONTENT_UPLOAD_MIME_TYPES_WHITE_LIST		application/pdf,image/jpeg,image/png,application/x-compressed,application/x-zip-compressed,application/zip,application/msword,application/vnd.openxmlformats-officedocument.wordprocessingml.document,text/plain,application/pdf,application/vnd.ms-excel,application/vnd.openxmlformats-officedocument.spreadsheetml.sheet
CONTENT_UPLOAD_MIME_TYPES_ZIP_LIST	This property contains allowed zipped file types and MIME type which can be uploaded by user at various stage of Origination process.	application/x-compressed,application/x-zip-compressed,application/zip
DATA_REQUIRED_FOR_SUBMISSION	This property determines whether to send applicant's data with submission id at submission stage or not.	false

Property Id	Description	Default value
	For obp base set up values of the property id should always be false.	
DRIVING_LICENSE_EXPIRY_DURATION	This property contains maximum years allowed for the expiry duration of driving license.	15
DRIVING_LICENSE_MAX_LENGTH	This property contains maximum length allowed for the id of driving license.	30
EMPLOYMENT_INFO	This property allows admin to enable or disable de-dupe check for employment information. Possible values can be 'true' or 'false'.	false
EMPLOYMENT_STABILITY_MONTH_DURATION	This property contains minimum duration (in years) of employment needs to be captured during the origination process.	12
IDENTITY_INFO	This property allows admin to enable or disable de-dupe check for identity information. Possible values can be 'true' or 'false'.	false
INTEREST_ONLY_STAGES	This property contains list of Interest only stages supported by the system.	IOI,IOA
IS_CAPITALIZE_FEES_ENABLE	This property allows admin to enable or disable capitalization of fee. Possible values can be 'true' or 'false'.	true
IS_LMI_ENABLED	This property determines whether to consider LMI while calculating funding details. Contains value for LMI	false

Property Id	Description	Default value
	capitalization. Value can be 'true' or 'false'.	
IS_NOMINATE_FOR_FEE	This property determines whether applicant is nominated for fees consideration while calculating funding details.	true
IS_REGISTRATION_MANDATORY	This property determines whether registration of applicant before submission is mandatory or not. If value is 'true', the applicant has to register himself as a user before final submission. Else applicant can directly progress for final submission.	false
MANDATORY_DOCUMENT_CHECK_NEEDED	This property determines whether to display all documents or only mandatory documents. Possible values can be 'true' or 'false'.	false
MAX_ALLOWED_VEHICLE_AGE	This property contains maximum allowed age (in years) for used vehicles.	10
ORG_REG_LINK_TIMEOUT	This property contains time out value (in minutes) for Registration link for co-applicant.	15
ORIGINATION_DEALER_REDIRECTION_URL	This property contains URL used for redirecting user from dealer page to bank.	http://{OBDX.WEB.HOST}:{OBDX.WEB.PORT}/index/public/model-bank.html?module=payday&context=index
ORIGINATION_WORKFLOW_LOADER	This property contains configuration whether to fetch workflow from database or from cache. Possible Values can be CACHE (for	DB

Property Id	Description	Default value
	fetching workflow from cache) or DB(for fetching workflow from database.	
PRIMARY_INFO	This property allows admin to enable or disable de-dupe check for primary information. Possible values can be 'true' or 'false'.	false
PRINCIPAL_STAGES	This property contains list of principal only stages supported by the system.	EPI,EIPI
VEHICLE_MILEAGE_MAX_LIMIT	This property contains allowed maximum mileage for used vehicle.	125000
VEHICLE_YEAR_MAX_LIMIT	This property contains maximum difference allowed (in year)between system date and Vehicle Manufacturing year.	10

4.1 OBP Application Configurations

Following maintenance/configurations should be done in OBP application.

4.1.1 Funding table template maintenance

This maintenance decides which all sections like LMI, Fees should be part of funding table.

4.1.2 Application level fees

This maintenance decides which all fees like 'Title Search fee', 'Registration fee' should be shown on application tracker and funding table.

4.1.3 Financial template maintenance

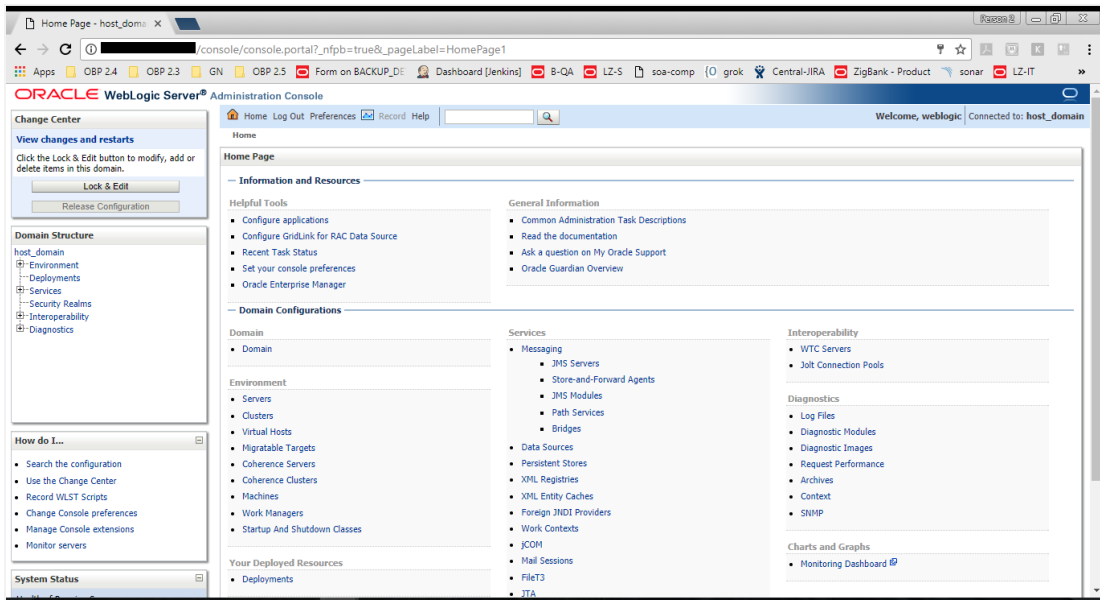
This maintenance decides which all income, expense, liability and asset should be visible as part of financial template. It is also used to decide the mandatory and non-mandatory options for income, expense, liability and asset.

4.2 OUD configuration in OBP:

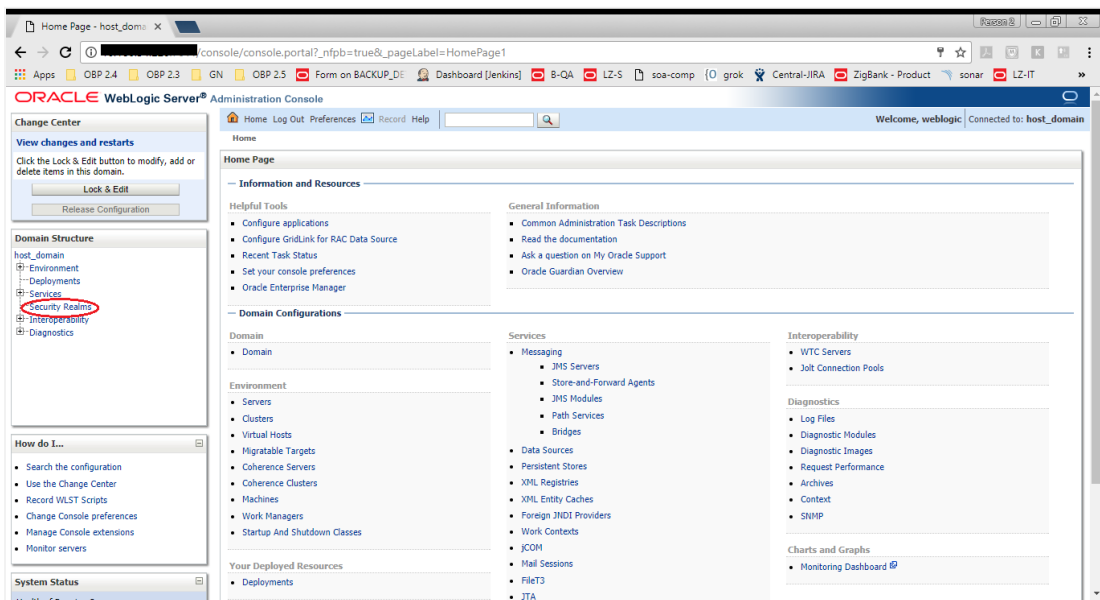
OUD configuration is mandatory in OBP if save for later or existing user flow is needed in OBDX originations and OBDX has OUD as user authenticator. This step is to be skipped if OBDX has DB Authenticator as user authenticator.

OUD configuration steps for OBP HOST and OBP SOA:

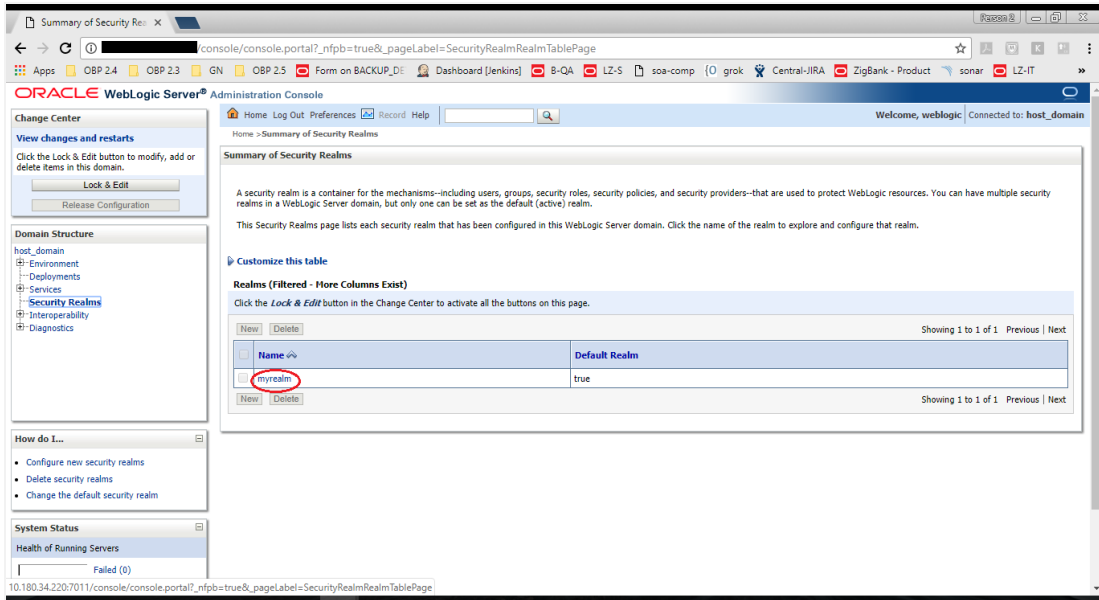
1. Go to admin console of OBP host.



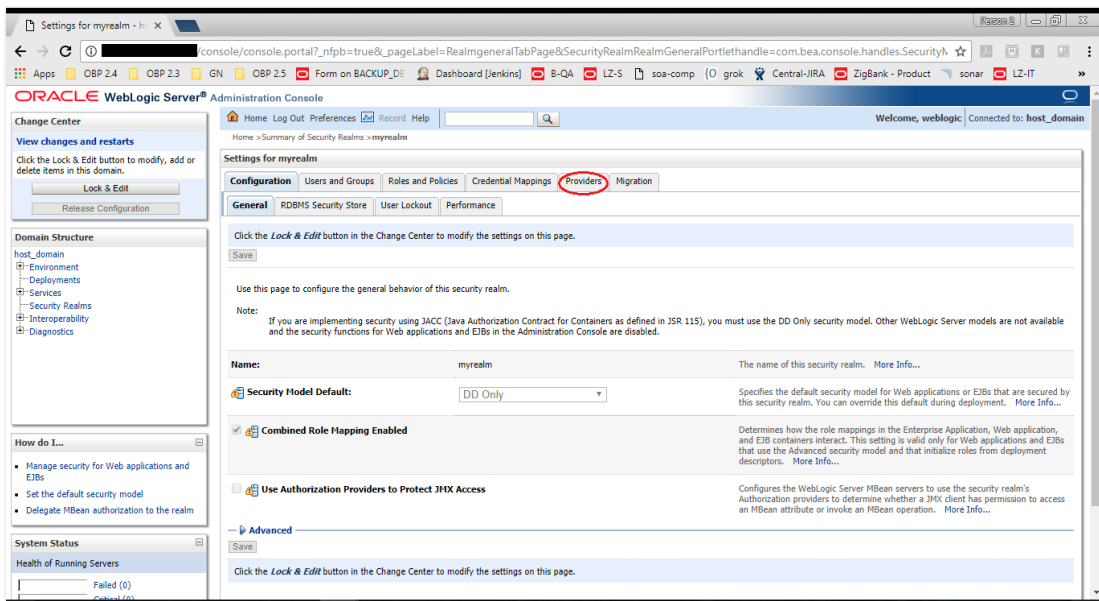
2. Go to security realms on the left panel.



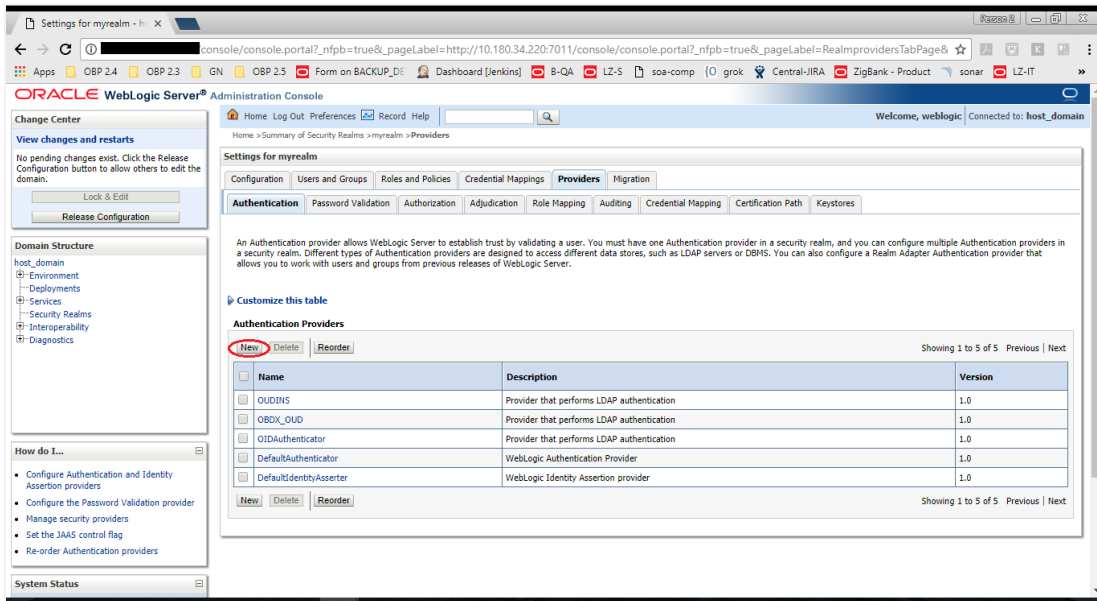
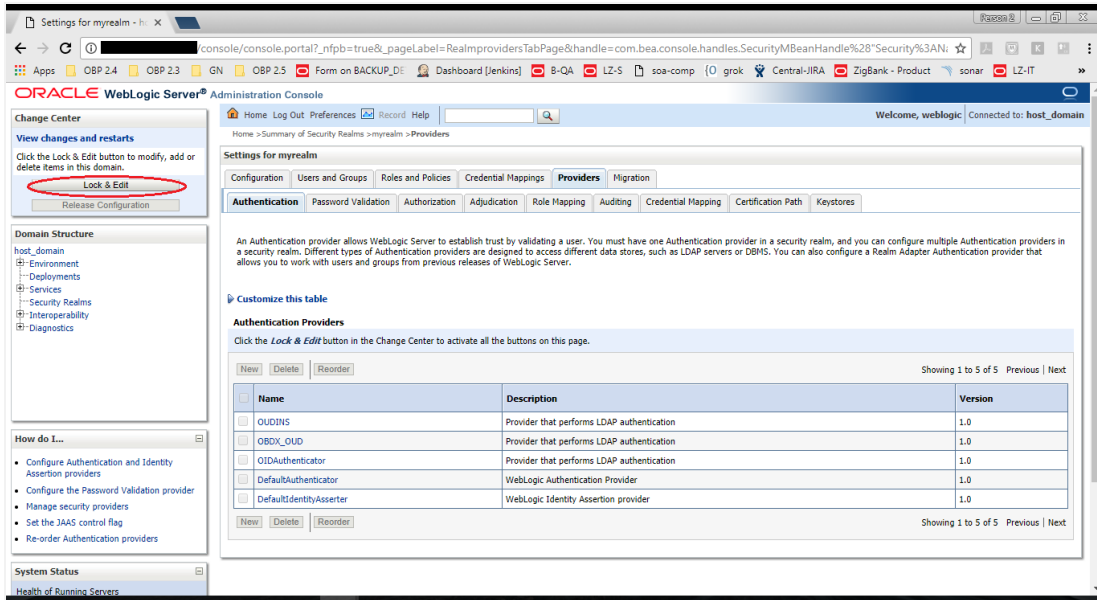
3. Go to myrealm.



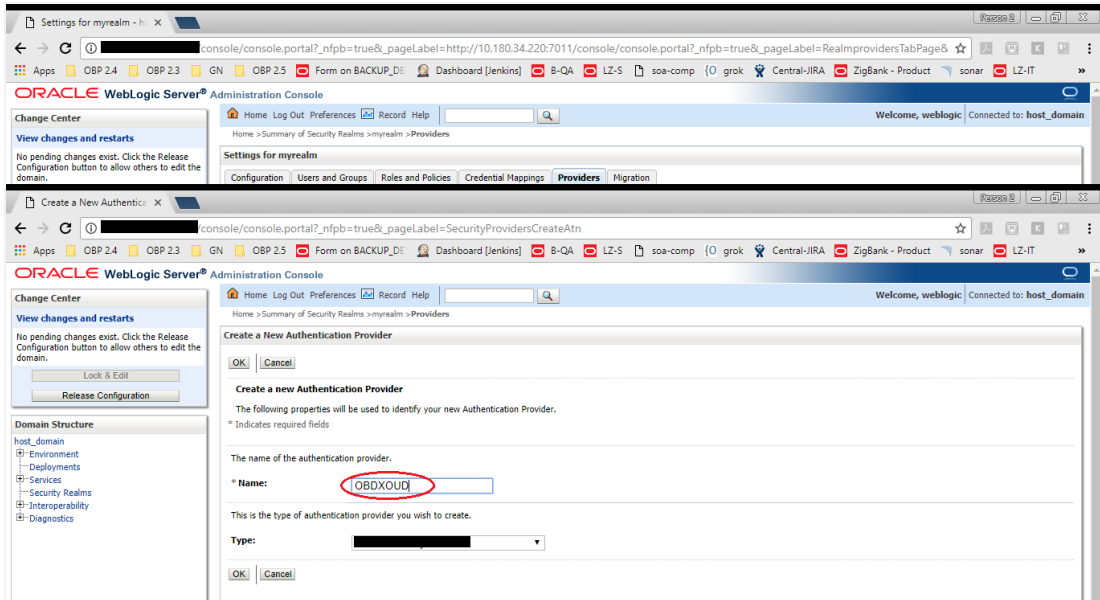
4. Go to the tab providers.



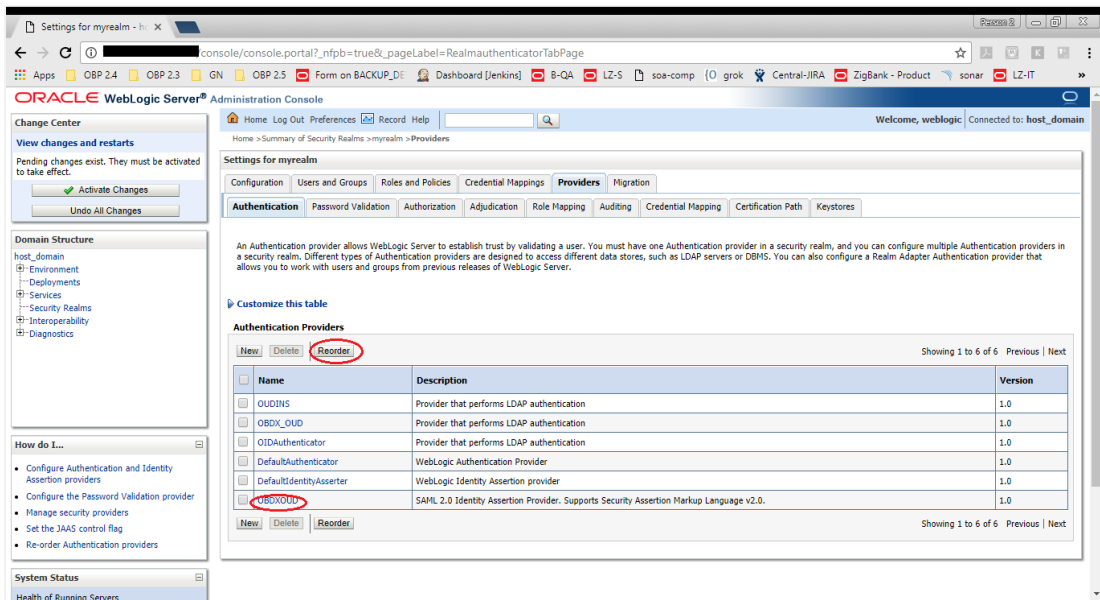
5. Click on lock and edit button. After that New button will be enabled. Create a new provider, by clicking on New button.

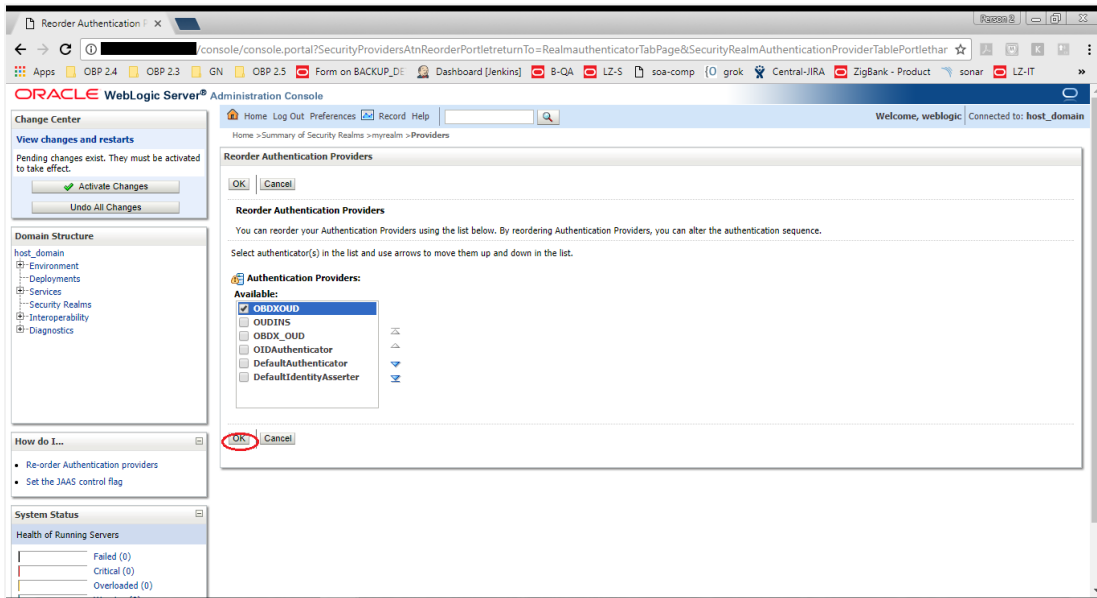
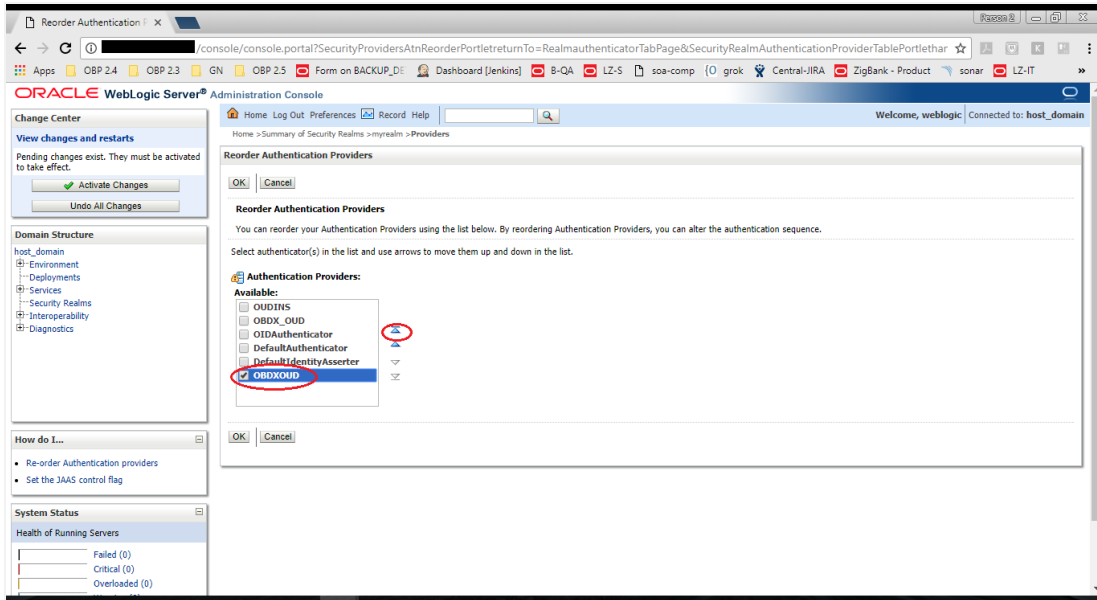


6. Enter the name for the provider and the type of the provider. And click on Ok button.

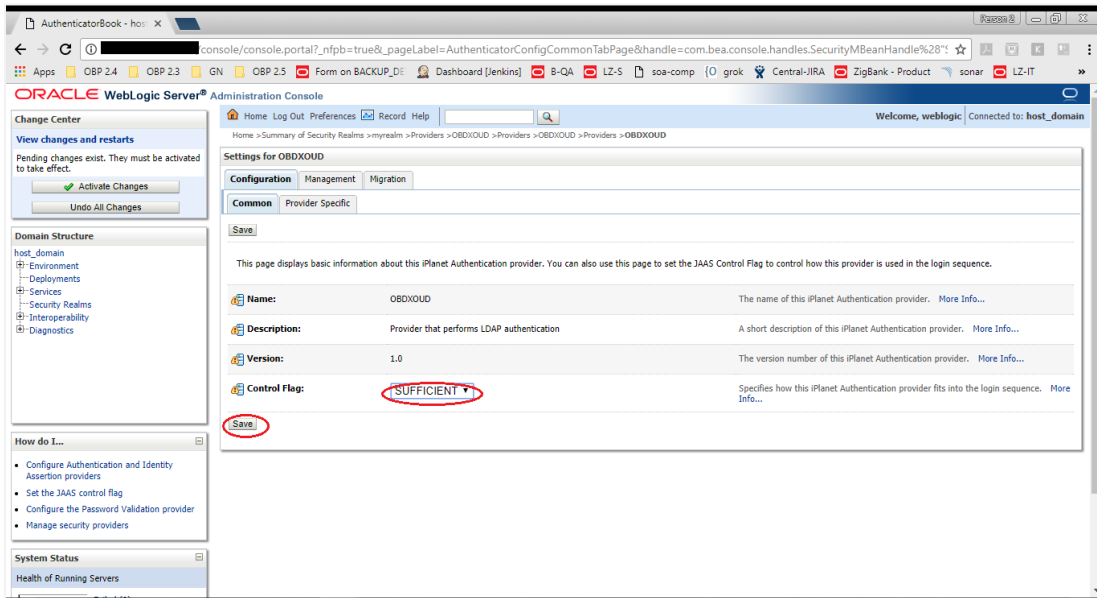
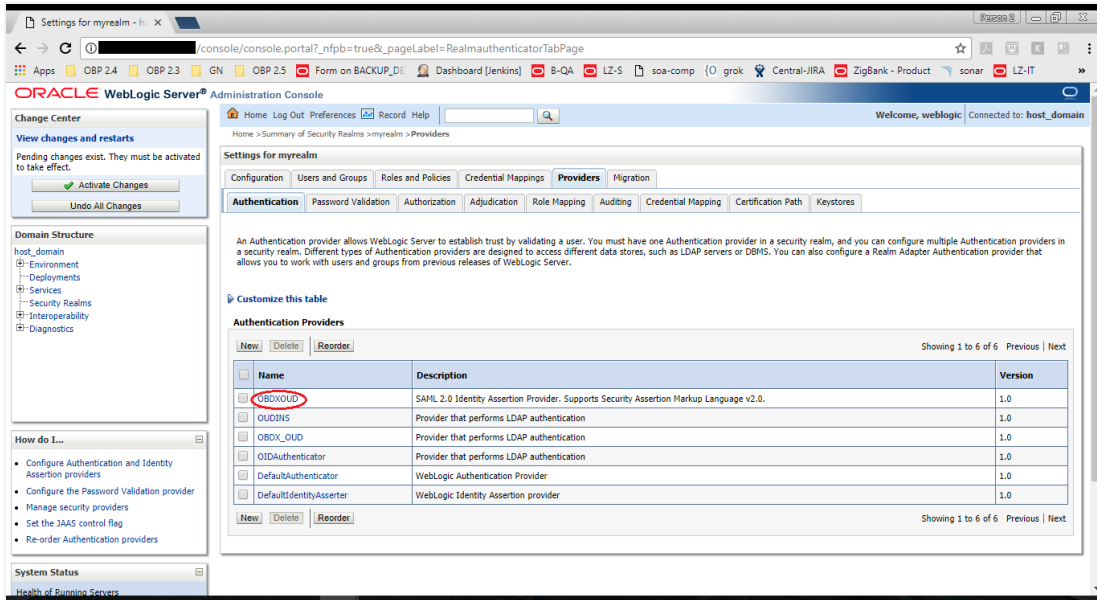


7. You will see the new added provider on the bottom. Click on reorder button, to reorder the providers and make OUD provider on the top. Click on Ok button to save changes. You will see the OUD provider on the top (for SOA make OUD on second priority i.e., after OIDAAuthenticator).

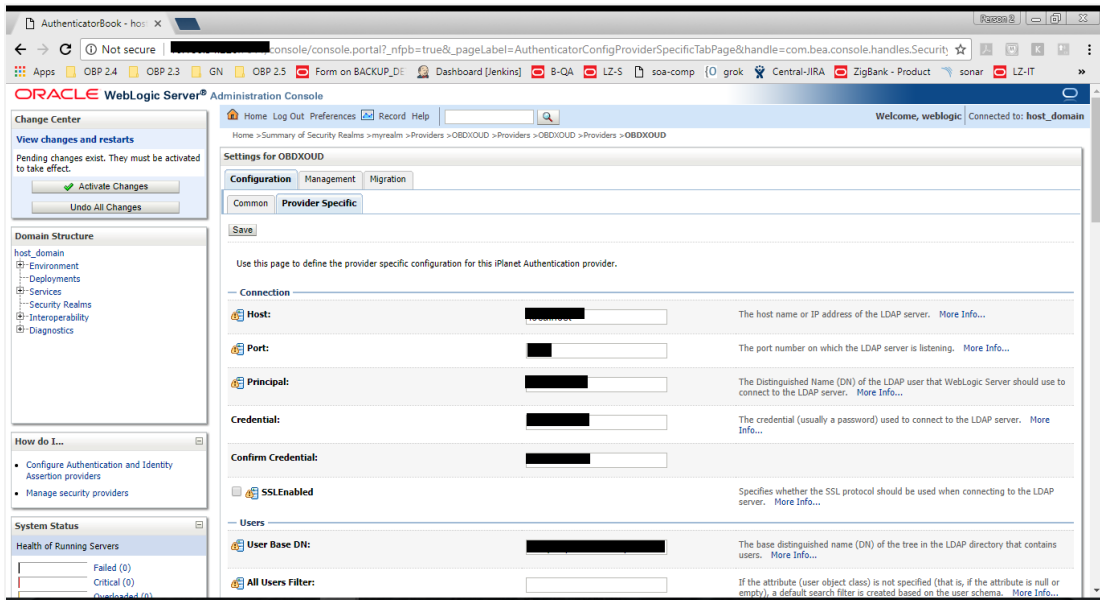
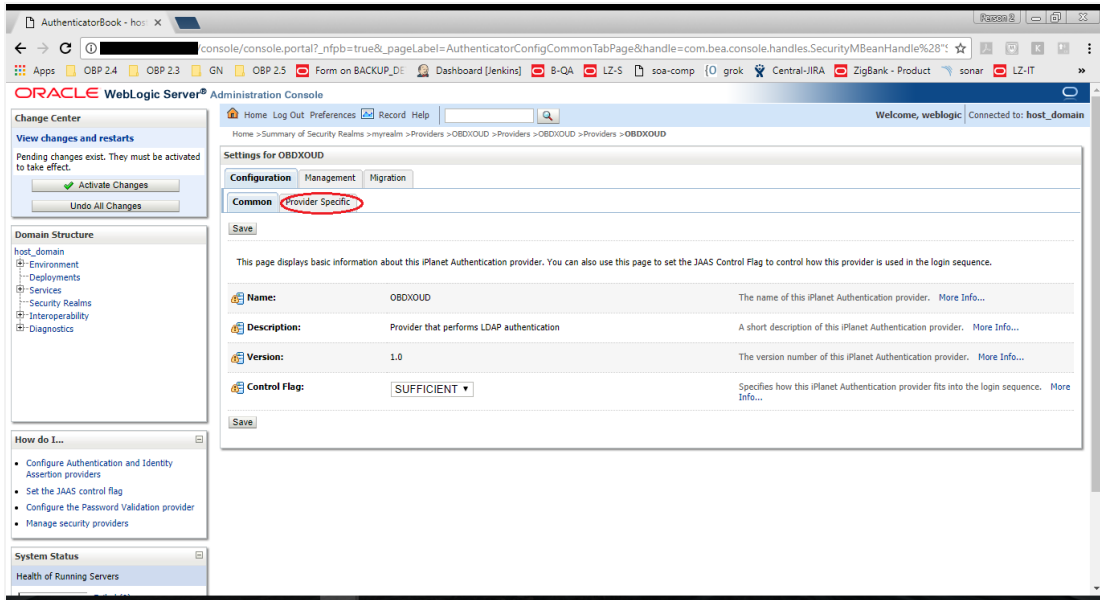




8. Click on OUD provider and go to configurations tab and set control flag to sufficient and save changes.



- Click on provider specific tab to enter details of the OUD. Such as host, port, principal credentials, user base DN, group base DN etc. and save changes. Restart all servers for this configuration to take effect.



AuthenticatorBook - hoi X

Not secure | /console/console.portal?_nfpb=true&_pageLabel=AuthenticatorConfigProviderSpecificTabPage&handle=com.bea.console.handles.Security

OBP 2.4 OBP 2.3 GN OBP 2.5 Form on BACKUP_DE Dashboard (Jenkins) 8-QA LZ-S soa-comp grok Central-JIRA ZigBank - Product sonar LZ-IT

User Object Class: The LDAP object class that stores users. [More Info...](#)

Use Retrieved User Name as Principal Specifies whether or not the user name retrieved from the LDAP server should be used as the Principal in the Subject. [More Info...](#)

Groups

Group Base DN: The base distinguished name (DN) of the tree in the LDAP directory that contains groups. [More Info...](#)

All Groups Filter: An LDAP search filter for finding all groups beneath the base group distinguished name (DN). If the attribute is not specified (that is, if the attribute is null or empty), a default search filter is created based on the Group schema. [More Info...](#)

Group From Name Filter: An LDAP search filter for finding a group given the name of the group. If the attribute is not specified (that is, if the attribute is null or empty), a default search filter is created based on the group schema. [More Info...](#)

Group Search Scope: Specifies how deep in the LDAP directory tree to search for groups. Valid values are subtree and onelevel. [More Info...](#)

Group Membership Searching: Specifies whether group searches into nested groups are unlimited or limited. Valid values are unlimited and limited. [More Info...](#)

Max Group Membership Search Level: Specifies how many levels of group membership can be searched. This setting is valid only if GroupMembershipSearching is set to limited. Valid values are 0 and positive integers. For example, 0 indicates only direct group memberships will be found, and a positive number indicates the number of levels to search. [More Info...](#)

Ignore Duplicate Membership Determines whether duplicate members are ignored when adding groups. The attribute cycles in the Group membership. [More Info...](#)

Static Groups

Static Group Name Attribute: The attribute of a static LDAP group object that specifies the name of the group. [More Info...](#)

Static Group Object Class: The name of the LDAP object class that stores static groups. [More Info...](#)

Static Member DN Attribute: The attribute of a static LDAP group object that specifies the distinguished names (DNs) of the members of the group. [More Info...](#)

AuthenticatorBook - hoi X

Not secure | /console/console.portal?_nfpb=true&_pageLabel=AuthenticatorConfigProviderSpecificTabPage&handle=com.bea.console.handles.Security

OBP 2.4 OBP 2.3 GN OBP 2.5 Form on BACKUP_DE Dashboard (Jenkins) B-QA LZ-S soa-comp grok Central-JIRA ZigBank - Product sonar LZ-IT

Connection Retry Limit: Specifies the number of times to attempt to connect to the LDAP server if the initial connection failed. [More Info...](#)

Parallel Connect Delay: The delay in seconds when making concurrent attempts to connect to multiple LDAP servers. [More Info...](#)

Results Time Limit: The maximum number of milliseconds for the LDAP server to wait for results before timing out. If this attribute is set to 0, there is no maximum time limit. [More Info...](#)

Keep Alive Enabled Specifies whether to prevent LDAP connections from timing out. [More Info...](#)

Follow Referrals Specifies that a search for a user or group within the LDAP Authentication provider will follow referrals to other LDAP servers or branches within the LDAP directory. By default, this attribute is enabled. [More Info...](#)

Bind Anonymously On Referrals By default, the LDAP Authentication provider uses the same DN and password used to connect to the LDAP server when following referrals during a search. If you want to connect as an anonymous user, enable this attribute. [More Info...](#)

Propagate Cause For Login Exception Specifies whether the providers should propagate the cause of the LoginException. [More Info...](#)

Cache Enabled Specifies whether a cache is used with the LDAP server. [More Info...](#)

Cache Size: The size of the cache (in kilobytes) that is used with the LDAP server. [More Info...](#)

Cache TTL: The time-to-live of the cache (in seconds) that is used with the LDAP server. [More Info...](#)

GUID Attribute: Specifies the name of the GUID attribute defined in the Sun iPlanet Directory LDAP server. The default value is nuniqueid. [More Info...](#)

Save

Weblogic Server (Version: 11.3.6.0)
Copyright © 1996, 2011, Oracle and/or its affiliates. All rights reserved.
Oracle is a registered trademark of Oracle Corporation and/or its affiliates. Other names may be trademarks of their respective owners.

[Home](#)

5. Product configuration

To enable the products execute the following script.

```
Update DIGX_OR_PRODUCT_TYPE set STATUS = 'ACTIVE' where ID IN ('SAVINGSH1',  
'CHECKINGH1', 'TERMDEPOSITH1', 'CREDITCARDH1', 'AUTOLOANH1',  
'PERSONALLOANH1', 'MORTGAGELOANH1', 'MORTGAGELOANIPAH1') and  
DETERMINANT_VALUE='OBDX_BU';
```

Where 'OBDX_BU' is the entity Id for which the system is configured.

This will enable the savings, checking, term deposits, credit cards, auto loans, personal loans, mortgage loans and in principal approval (for mortgage loans) products.

[Home](#)

6. Credential mapping for anonymous access

Please refer to the document [Oracle Banking Digital Experience Origination Web service Username Token Configuration.docx](#) for "***Anonymous user configuration***".

This will add the security policy, policy key and credentials for anonymous user.

7. DB Authenticator Configuration

If OBDX has DB Authenticator as user authenticator then, for logged-in flow (application tracking flow and existing user flow) following changes must be done in OBDX. This will change the saml token policy for logged-in user to user token policy.

Please refer to the document [Oracle Banking Digital Experience Origination Web service Username Token Configuration.docx](#) for "**Logged-In user configuration**".

This will change the security policy for logged-in user.

[Home](#)